

# MM9Z2V2B~MM9Z39B

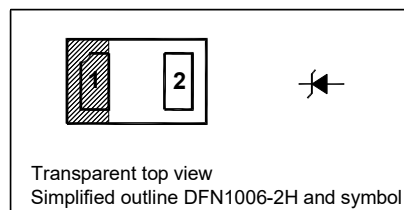
## Silicon Planar Zener Diodes

### Features

- Total power dissipation: max. 250 mW
- Small plastic package suitable for surface mounted design
- High reliability

### PINNING

PIN	DESCRIPTION
1	Cathode
2	Anode



### Absolute Maximum Ratings ( $T_a = 25^\circ\text{C}$ )

Parameter	Symbol	Value	Unit
Power Dissipation	$P_{\text{tot}}$	250	mW
Junction Temperature	$T_j$	150	$^\circ\text{C}$
Storage Temperature Range	$T_{\text{Stg}}$	- 55 to + 150	$^\circ\text{C}$

### Characteristics at $T_a = 25^\circ\text{C}$

Parameter	Symbol	Max.	Unit
Forward Voltage at $I_F = 10 \text{ mA}$	$V_F$	0.9	V

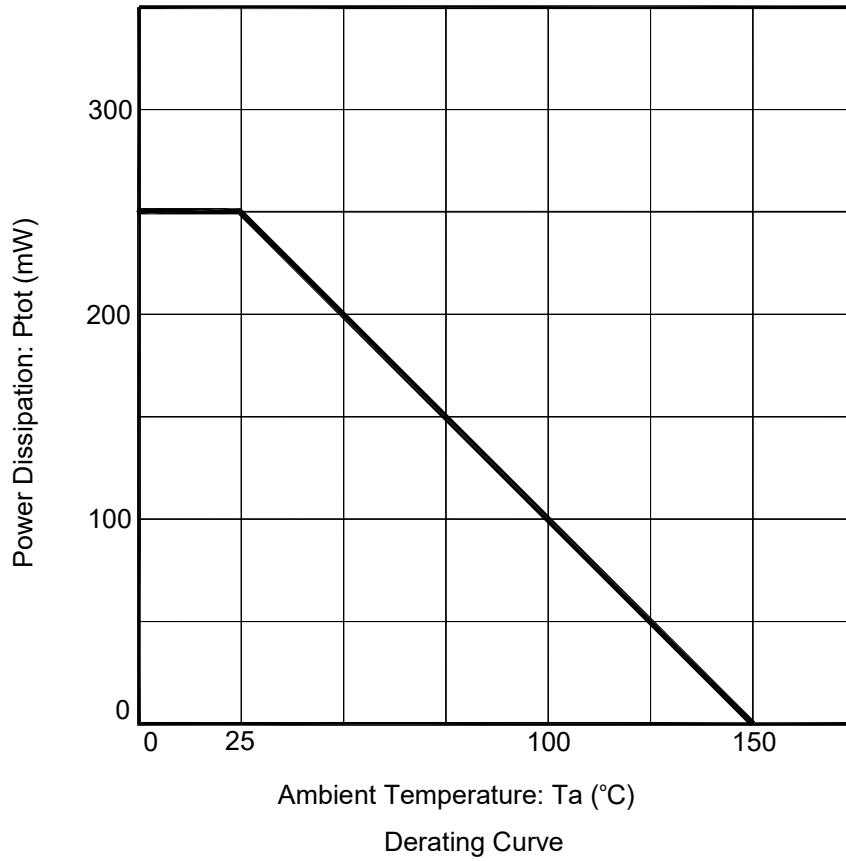
# MM9Z2V2B~MM9Z39B

## Characteristics at $T_a = 25^\circ\text{C}$

Type	Marking Code	Zener Voltage <sup>1)</sup>			Dynamic Resistance		Leakage Current	
		$V_{ZT}$		at $I_{ZT}$	$Z_{ZT}$	at $I_{ZT}$	$I_R$	at $V_R$
		Min. (V)	Max. (V)	(mA)	Max. ( $\Omega$ )	(mA)	Max. ( $\mu\text{A}$ )	(V)
MM9Z2V2B	8A	2.1	2.4	5	100	5	120	0.7
MM9Z2V4B	8B	2.3	2.65	5	100	5	120	1
MM9Z2V7B	8C	2.65	2.95	5	110	5	120	1
MM9Z3V0B	8D	2.95	3.25	5	120	5	50	1
MM9Z3V3B	8E	3.25	3.55	5	120	5	20	1
MM9Z3V6B	8F	3.6	3.845	5	100	5	10	1
MM9Z3V9B	8G	3.89	4.16	5	100	5	5	1
MM9Z4V3B	8H	4.17	4.43	5	100	5	5	1
MM9Z4V7B	8J	4.55	4.75	5	100	5	2	1
MM9Z5V1B	8K	4.98	5.2	5	80	5	2	1.5
MM9Z5V6B	8L	5.49	5.73	5	60	5	1	2.5
MM9Z6V2B	8M	6.06	6.33	5	60	5	1	3
MM9Z6V8B	8N	6.65	6.93	5	40	5	0.5	3.5
MM9Z7V5B	8P	7.28	7.6	5	30	5	0.5	4
MM9Z8V2B	8Q	8.02	8.36	5	30	5	0.5	5
MM9Z9V1B	8R	8.85	9.23	5	30	5	0.5	6
MM9Z10B	8S	9.77	10.21	5	30	5	0.1	7
MM9Z11B	8T	10.76	11.22	5	30	5	0.1	8
MM9Z12B	8U	11.74	12.24	5	30	5	0.1	9
MM9Z13B	8V	12.91	13.49	5	37	5	0.1	10
MM9Z15B	8W	14.34	14.98	5	42	5	0.1	11
MM9Z16B	8X	15.85	16.51	5	50	5	0.1	12
MM9Z18B	8Y	17.56	18.35	5	65	5	0.1	13
MM9Z20B	8Z	19.52	20.39	5	85	5	0.1	15
MM9Z22B	9A	21.54	22.47	5	100	5	0.1	17
MM9Z24B	9B	23.72	24.78	5	120	5	0.1	19
MM9Z27B	9C	26.19	27.53	5	150	5	0.1	21
MM9Z30B	9D	29.19	30.69	5	200	5	0.1	23
MM9Z33B	9E	32.15	33.79	5	250	5	0.1	25
MM9Z36B	9F	35.07	36.87	5	300	5	0.1	27
MM9Z39B	9G	37	41	5	100	5	2	30

<sup>1)</sup>  $V_{ZT}$  is tested with pulses (20 ms).

**Winning  
Team**  
互創國際

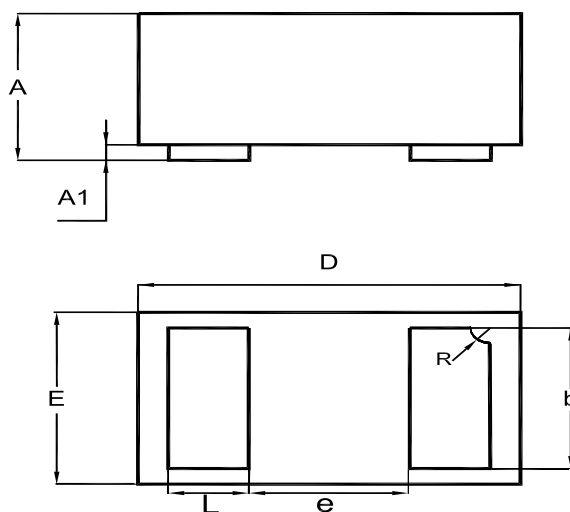


# MM9Z2V2B~MM9Z39B

## PACKAGE OUTLINE

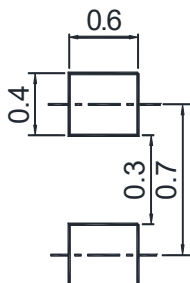
Plastic surface mounted package

DFN1006-2H



UNIT	A	A1	b	D	E	e	L	R
mm	0.51	0.05	0.55	1.05	0.65	0.4	0.3	0.15
	0.46	0	0.45	0.95	0.55		0.2	0.05

## Recommended Soldering Footprint

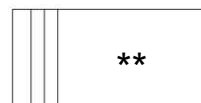


## Packing information

Package	Tape Width (mm)	Pitch		Reel Size		Per Reel Packing Quantity
		mm	inch	mm	inch	
DFN1006-2H	8	4 ± 0.1	0.157 ± 0.004	178	7	5,000
	8	2 ± 0.1	0.079 ± 0.004	178	7	10,000

## Marking information

"\*\*" = Part No.  
Font type: Arial



**Winning Team**  
互創國際